



RED ROSE

SENIOR SECONDARY SCHOOL

Scan to visit our website



www.redroseschool.ac.in

SUMMER

Holiday

HOMEWORK

CLASS
PRE-NURSERY



Your child's brain active over break without them knows they're doing homework.

It's time to smile and play
My holidays are from 15th May
Wow! I'M WAITING FOR THIS LOVELY DAY.
I WILL HAVE LOT OF FUN,
With friends I will do a page of writing,
With no refusal and no fighting.

Dear Parents,

Summer vacation is a welcome break.... Break from fixed schedules, rules and regulations of the school. Freedom brings more responsibility, so keeping this in mind; we have planned most of the activities to keep our children engaged and also help them in channelizing their energies. Kind helps and guides your child in completing his/her work and also exploring his creative self.

Submit the given homework in a folder (clearbag) the name of the student mentioned along with his/her name, class and section. Kindly take print outs of the worksheets. It would be wonderful if the children themselves decorate the folders with their tiny hands.

Happy Holidays! Have fun with your little one!

Regards

Class Teacher

HOW INDEPENDENT CAN I BECOME?

Make your child more independent by teaching him or her various activities like

Buttoning and unbuttoning the shirt.

Laying the table.

Folding mats and clothes.

Arranging their toy shelf.

Learning to wear shoes and socks.

Learning how to zip their school bag and their uniform (shorts).

Sorting and pairing household items.

Daily routine

- Do yoga and exercise daily.
- Help your elders in their work.


RED ROSE SENIOR SECONDARY SCHOOL

HOLIDAY HOMEWORK

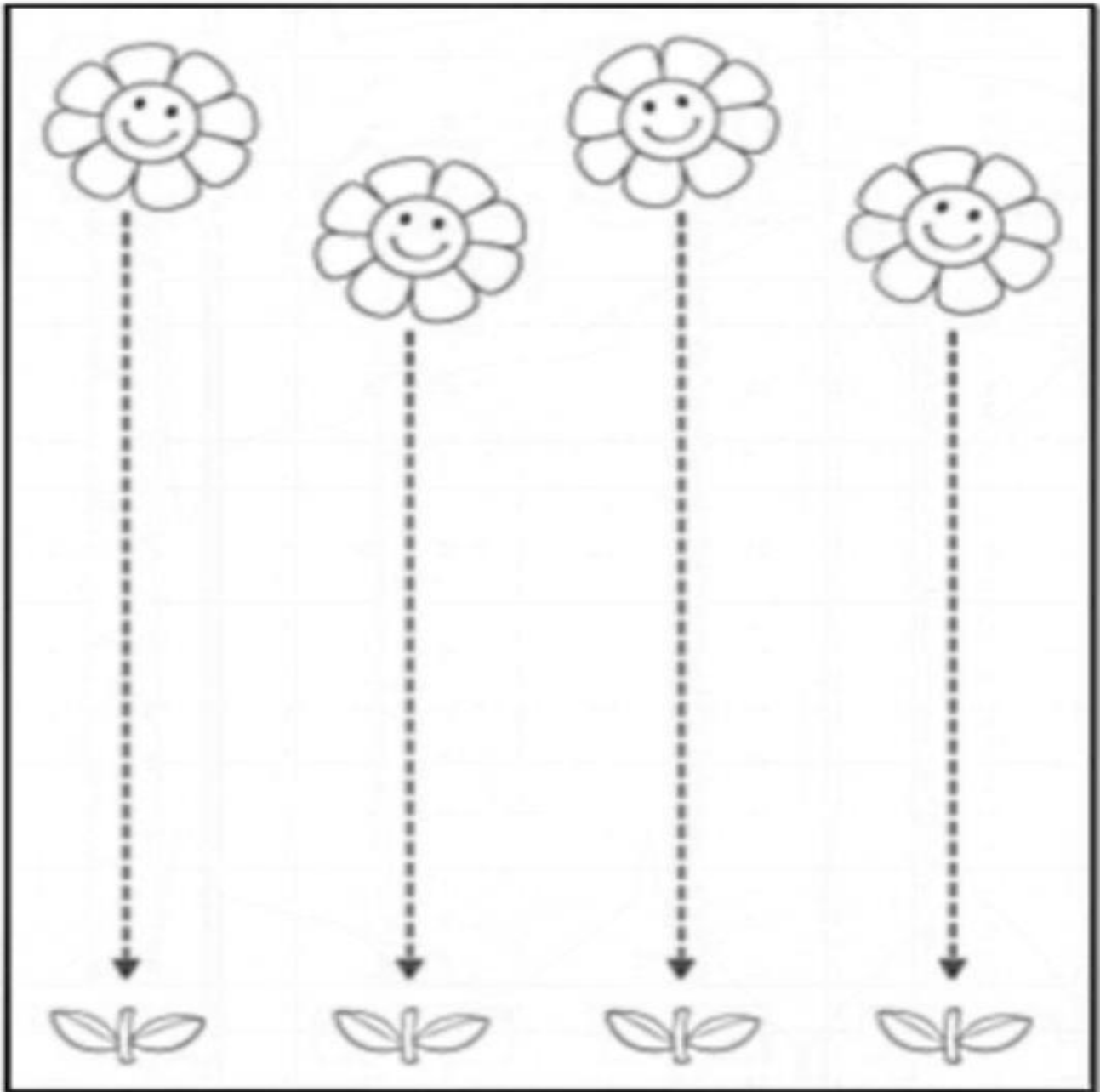
CLASS – PRE NURSERY

ENGLISH


1. Trace the line and colour the picture.



2. Trace the line and colour the flower.



Trace the slanting lines:




Trace the lines and colour the picture.












MATH'S


3. Trace the standing lines and colour the Bees.



Trace and color the shapes.

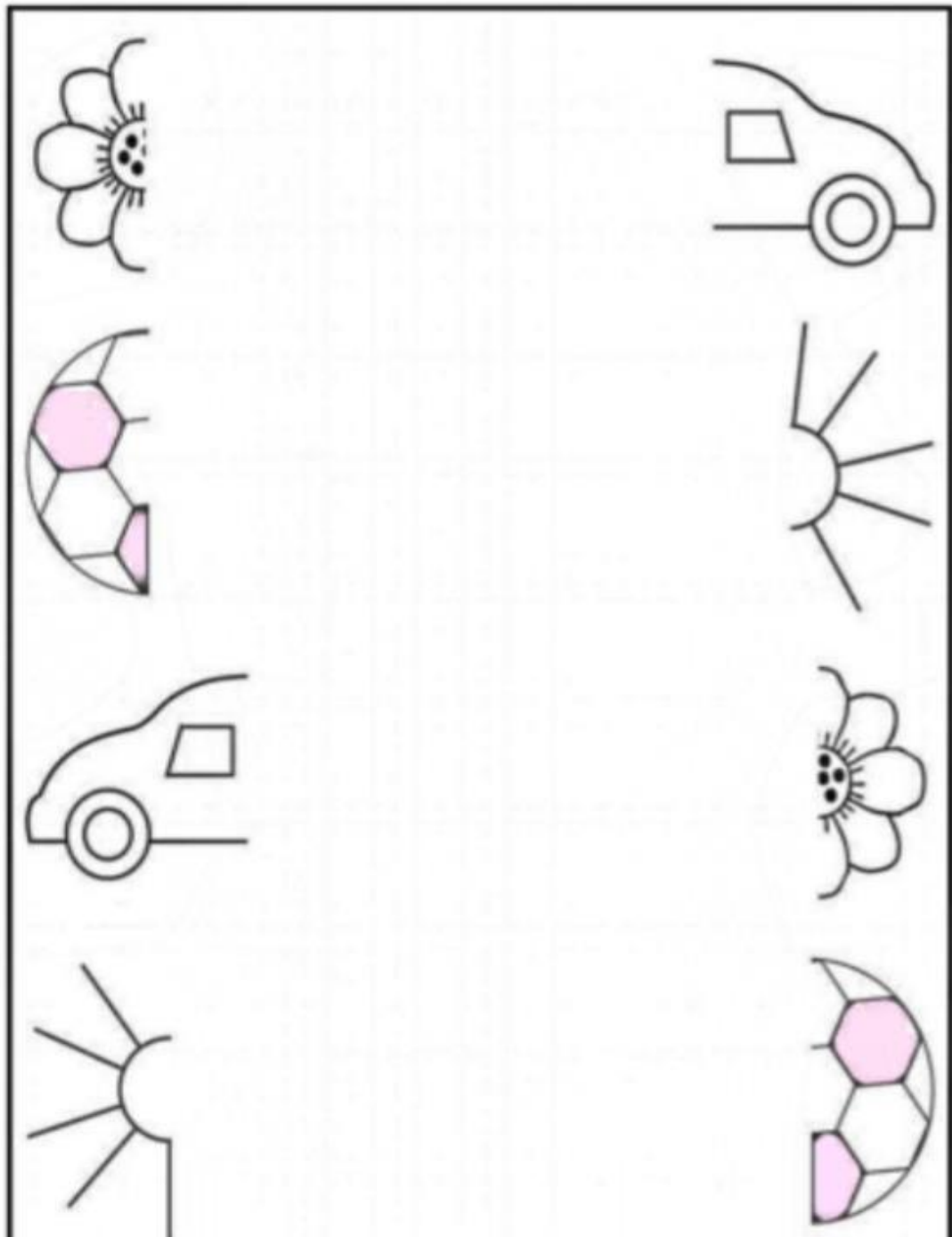
Color	Trace	Connect
		
		
		

3. Trace the dots and paste colourful circle on it.




G.K.

Match with the same object.



----- Page break -----

Match the animals with their babies.



- - - - - Page break - - - - -

Rhymes

5. Learn the rhyme and colour the picture.



COBBLER, COBBLER MEND MY SHOE

Cobbler, Cobbler, mend my shoe,
Get it done by half past two,
Stitch it up and stitch it down,
Then I will give you half a crown.


6. Learn the rhyme and colour the picture.



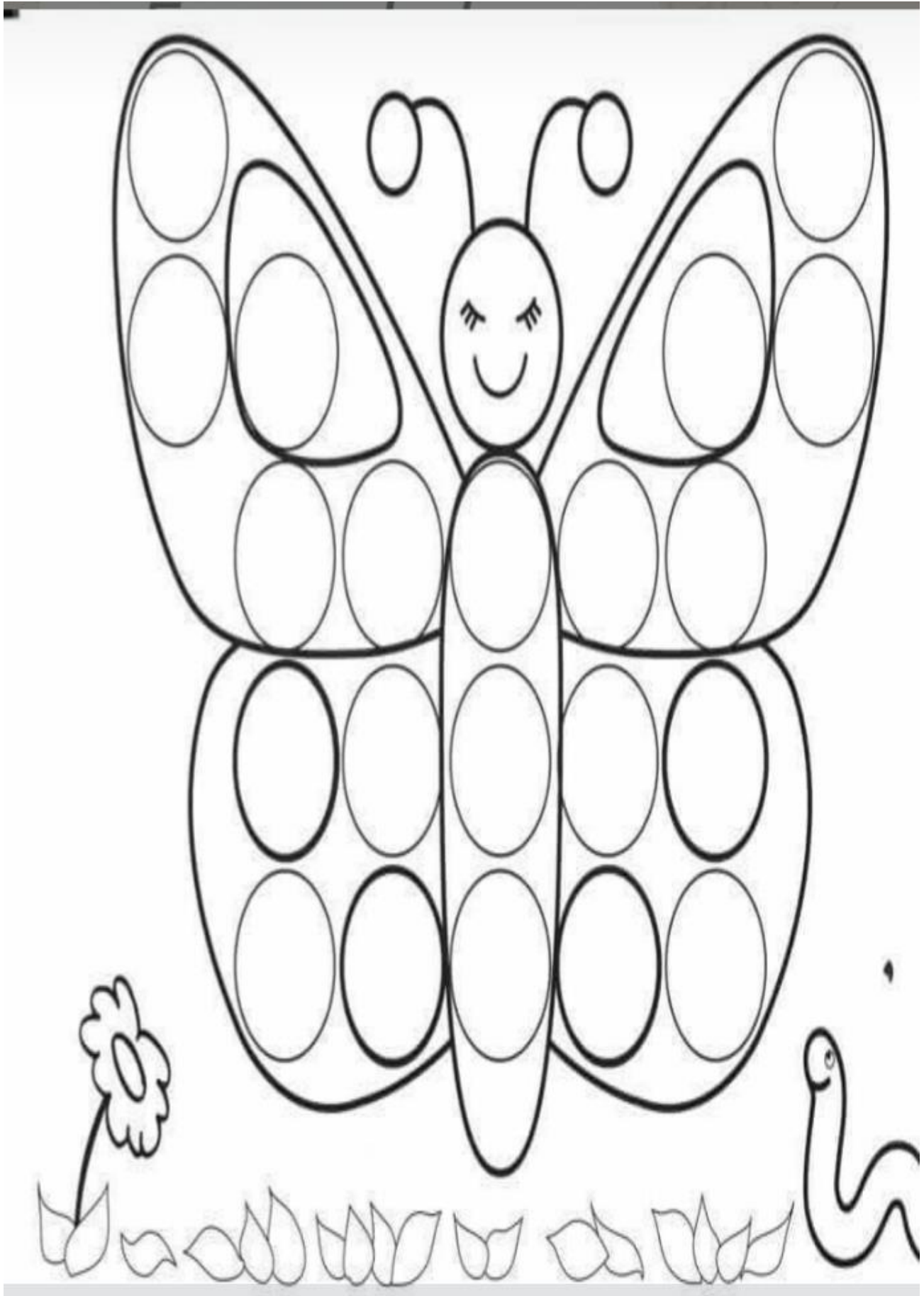
MARY, MARY,
QUITE CONTRARY,
HOW DOES YOUR GARDEN GROW?
WITH SILVER BELLS,
AND COCKLE SHELLS,
AND PRETTY MAIDS,
ALL IN A ROW.

Art Activity:


Colour the Mango:



Colour the Butterfly with different colour.




Colour the Ice-Cream



1:43 pm

Trace the lines and colour the Picture.



1:43 pm

Paste the Match Sticks on line and colour the bird.

